


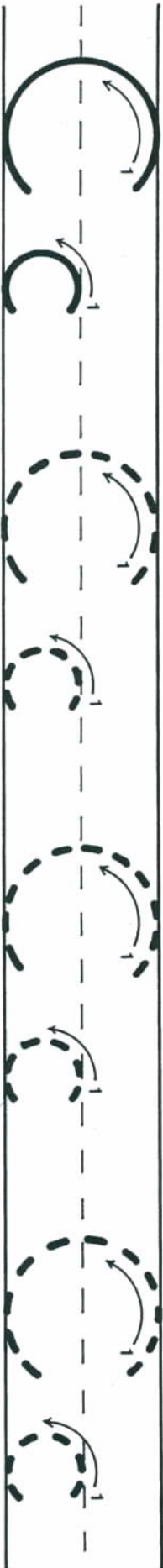
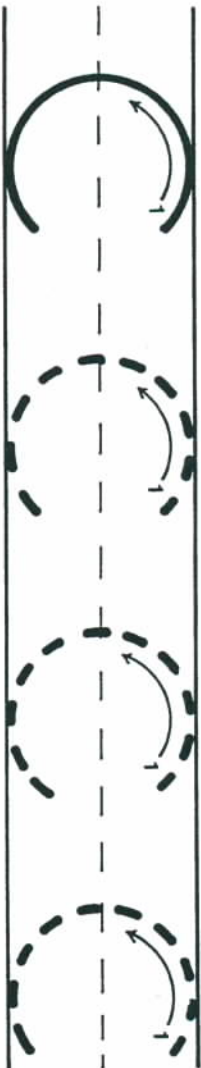
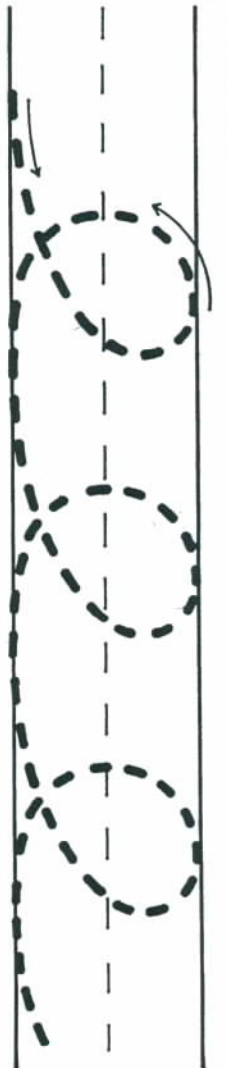
Trace.

Tracing practice for the number 0. The first row shows a dashed '0' with a curved arrow and the number '1' indicating the starting point and direction. The second row shows a dashed '2' with arrows and the number '1' indicating the starting point. The third row shows a dashed '3' with arrows and the number '1' indicating the starting point. The fourth row shows a dashed '4' with arrows and the numbers '1', '2', and '3' indicating the stroke order.

Tracing practice for the number 5. The first row shows a dashed '5' with arrows and the numbers '1', '2', and '3' indicating the stroke order. The second row shows a dashed '6' with arrows and the number '1' indicating the starting point. The third row shows a dashed '7' with arrows and the number '1' indicating the starting point. The fourth row shows a dashed '8' with arrows and the number '1' indicating the starting point. The fifth row shows a dashed '9' with arrows and the numbers '1' and '2' indicating the stroke order.



Trace.



Print your own.

