
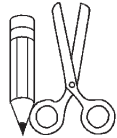




Name _____

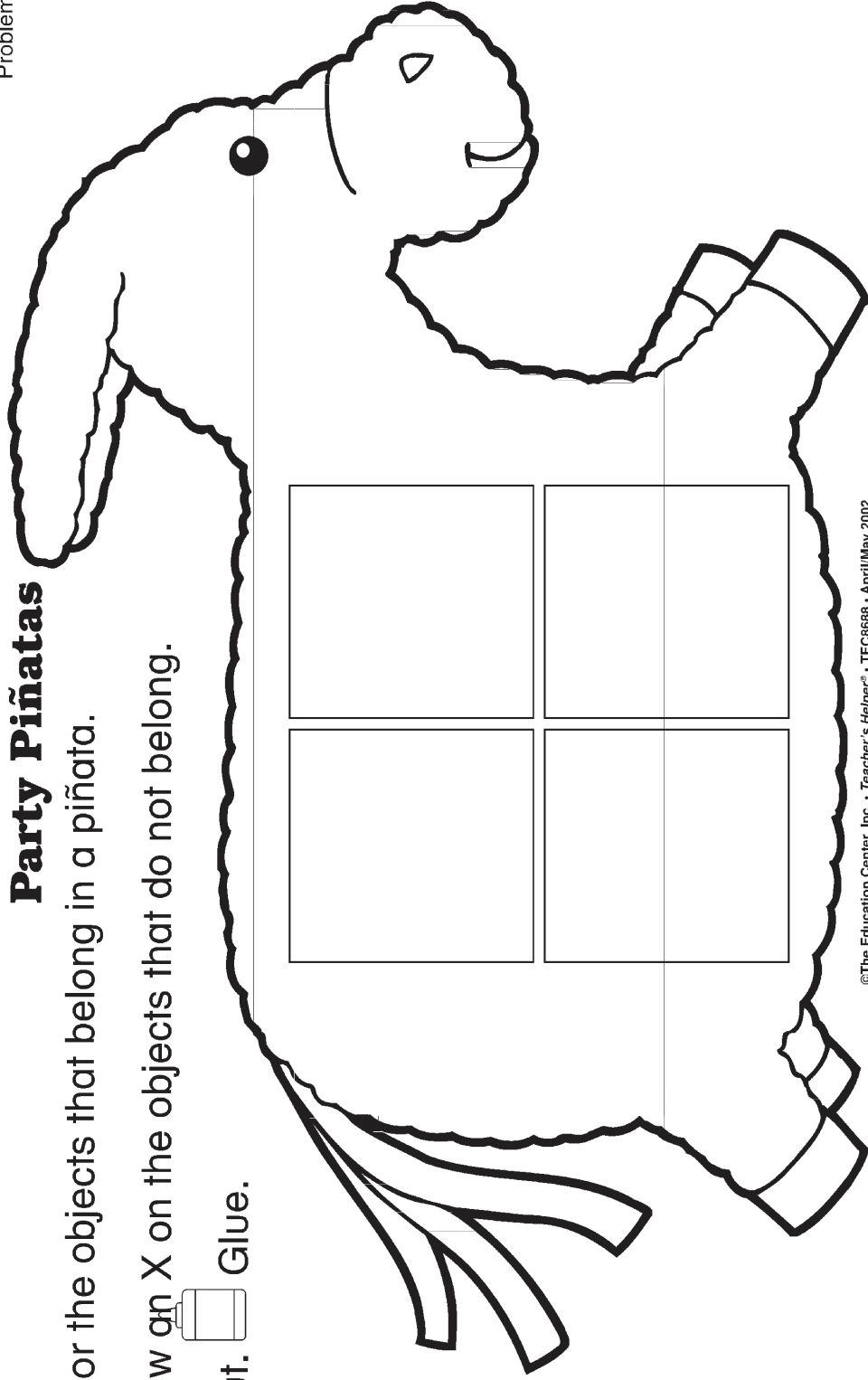
Cinco de Mayo
Problem solving

Party Piñatas


 Color the objects that belong in a piñata.

 Draw an X on the objects that do not belong.

 Cut.  Glue.



©The Education Center, Inc. • Teacher's Helper® • TEC8686 • April/May 2002





Background for the Teacher

Cinco de Mayo

Cinco de Mayo is a national holiday in Mexico. It is the anniversary of the day the Mexican army won the Battle of Puebla in 1862. Many people celebrate with festivals (*fiestas*), parades, dances, food, and piñatas.



How to Use Page 59

“Party Piñatas”

Before asking youngsters to complete the page, discuss with them some of the traditions of Cinco de Mayo. Ask youngsters to share ideas of how to use a piñata and what may be placed inside a piñata (*candy, small toys, confetti, plastic jewelry*).

Then help youngsters follow the directions below.

1. Color the objects that belong in a piñata (*small toys, ring, candy, confetti*).
2. Draw an X on the objects that do not belong in a piñata.
3. Cut out the colored objects and glue them onto the piñata.

Finished Sample

