





Name _____

Opposites





Opposites From *The Mitten*




Cut out the four picture boxes at the bottom of the page.
Fold the pictures on the dotted lines.
Paste each picture at the top of the picture that shows its opposite.

<p>paste here</p>  <p>empty</p>	<p>paste here</p>  <p>cold</p>	<p>paste here</p>  <p>small</p>	<p>paste here</p>  <p>old</p>
---	---	--	---

reproducible

<p>paste here</p>  <p>warm</p>	<p>paste here</p>  <p>big</p>	<p>paste here</p>  <p>full</p>	<p>paste here</p>  <p>young</p>
---	---	---	--



FS-2778 Literature Notes for *The Mitten*

Name _____

a see like

1.

I see _____
_____ cat I like.



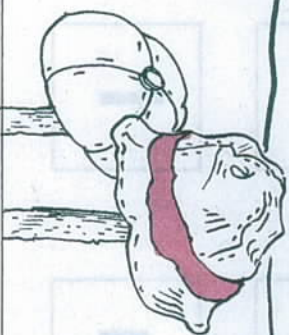
3.

I _____
_____ a bat I like.



2.

I see a hat I _____
_____.



4.

I see a _____

THEME 4: Friends Together

Week One *and* or *with* or *blow*?

High-Frequency Words Review: *a*, *see*, *like*

Children

- for 1, 2, and 3 write *a*, *see*, or *like* to complete the sentences
- for 4, draw a picture to complete the sentence


Home Connection

Let me read these cartoons to you. Then we can cut them into four smaller pages and make a comic book and a cover for it.

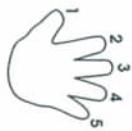
Name _____

Counting by tens

Super Sledder



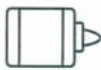
Bonus: Read the numbers in the snowflakes. Color the number that is the greatest.



Count by **10s**.



Cut.



Glue.



Count by **10s**.



Write.

10, _____, _____, 40, 50, _____, 70, _____

©The Mailbox® • TEC42052 • Dec./Jan. 2010-11

--	--	--	--	--	--	--	--